

Incredible value opportunities at Geraldton's Narngulu Industrial Area:

Narngulu Industrial Estate from \$9.90/sqm

Narngulu 44.5ha Englobo Site \$1.63/sqm



Situated close to other industrial amenities and with flexible development options available, don't miss this fantastic opportunity to find land to suit your business needs.

- Located 12km south-east of Geraldton, close to the airport and key roads
- Zoned 'General Industry'
- Near port, rail, road and air transport routes
- Unserviced

Narngulu Industrial Estate

4.55ha available, with flexible land options:

1 land parcel - 4.55ha (up to 32 lots, 27 titles);

2 land parcels - 2.33ha and 2.23ha (up to 16 lots each); OR

4 land parcels - 1.21ha, 1.11ha, 1.01ha, 1.21ha (up to 8 lots each)

NEW RELEASE: Narngulu 44.5ha Englobo Site

44.5ha Englobo land parcel.

Land use restriction applies. Speak with the sales agent for details.

Lot configuration and pricing overleaf.



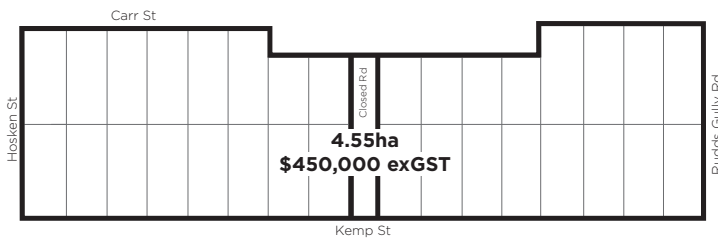
Contact Phil Sorgiovanni on 0419 568 256 or 9921 4455

Email: phil@activewestre.com.au

www.landcorp.com.au/narnguluindustrial

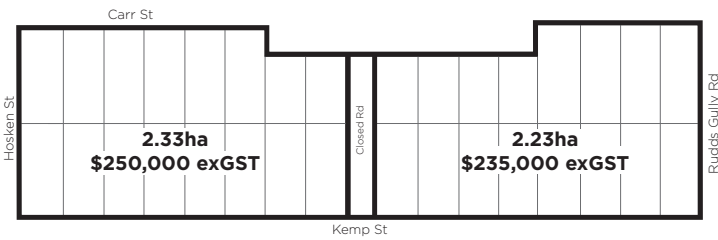
Purchasing Options

Option 1: 4.55ha land parcel



Option 1 45,540m² \$450,000 +GST
(32 lots)

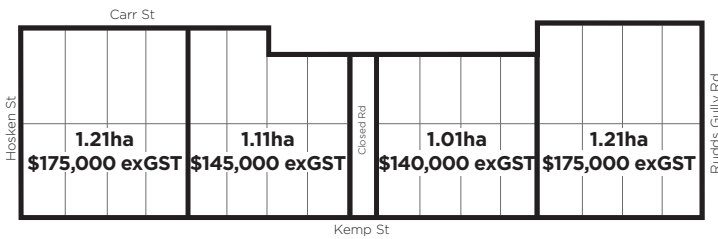
Option 2: Approximately 2.3ha land parcels



Option 2a 23,276m² \$250,000 +GST
(16 lots)

Option 2b 22,264m² \$235,000 +GST
(16 lots)

Option 3: Approximately 1.1ha land parcels



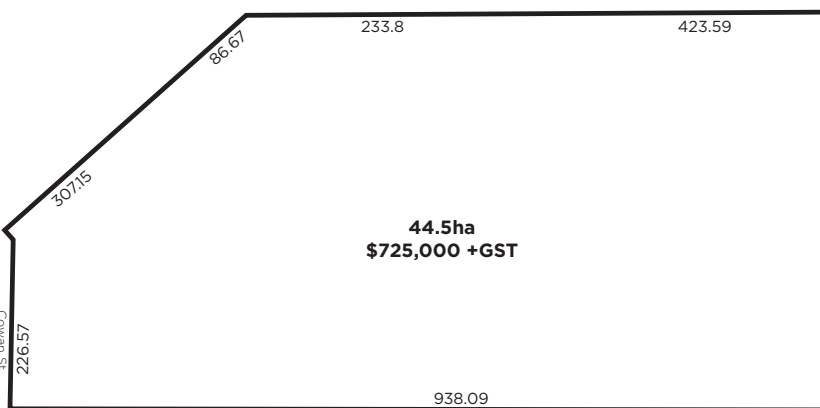
Option 3a 12,144m² \$175,000 +GST
(8 lots) -

Option 3b 11,132m² \$145,000 +GST
(8 lots) -

Option 3c 10,120m² \$140,000 +GST
(8 lots) -

Option 3d 12,144m² \$175,000 +GST
(8 lots) -

Narngulu 44.5ha Englobo Site



Narngulu 44.5ha Englobo Site 44.5ha \$725,000 +GST



Contact Phil Sorgiovanni on 0419 568 256 or 9921 4455
Email: phil@activewestreal.com.au

All dimensions and areas are subject to survey and change. The particulars contained in this brochure are supplied for information only and the Vendor and/or its agents accept no responsibility for the accuracy thereof. The appropriate authorities should be consulted for information concerning any services which may be contained within any lot and any building restrictions which may apply. Refer to lodged diagrams at LANDGATE. ©LandCorp LAND1092 06/17

www.landcorp.com.au/narnguluindustrial